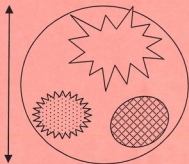




Hot Pot


21-
24"



Perfect for a baking southern exposure!

 **Tomato-** Determinate and saucing varieties tend to be smaller plants. Cherry and beefsteak tomatoes will need a larger container. 'Patio' is an excellent compact variety for containers.

 **Hot pepper-** Habanero, Thai Hot and Caribbean Red Hot are particularly compact plants.

 **Thai Basil-** Sweet basil taste with a spicy bite.

In all these combinations, specific plants can be replaced in order to tailor the design to your needs and current availability. For example, a gooseberry could replace a ground cherry. Please keep in mind fruits and vegetables are subject to seasonal availability



Written by Laura Altwater

Tips for edible containers

How to plant. Choose a container of appropriate size and fill with potting soil. Mix in an all-purpose fertilizer if desired. For containers with blueberries or cranberries, mix in ¼ azalea camellia mix with the potting soil to increase acidity.

Water Trees and shrubs need water every 3-4 days or so, depending on weather. Water slowly until water comes out of the holes. When planting seeds, keep that area of the container moist. Vegetables, strawberries, and basil may need spot watering every 2-3 days depending on weather.


Fertilizer. All purpose or rhodie food for blueberries and cranberries. Mix the fertilizer with the potting soil, or fertilize in Spring.

Long-term care. The trees and shrubs in these containers will need some special care in the long run. Trees and shrubs are naturally dwarfed with container culture. However, to prevent the plants from becoming pot bound, (which is eventually fatal) root pruning or up potting is necessary. **Root pruning:** Ease the tree from its pot without pulling too hard on the trunk. Gently tease apart the roots at the edges. Then untangle the roots on the underside. Keep roots moist in the process. Cut back the thick roots at the edges by 1/3-½. If there is a large mass of fine roots, remove up to 1/3. Try to leave as many of the fine feeder root as possible. There should be ½-3/4" space around the edges of the pot to allow for growth.

Edible
Containers gardens

Edible plant
combinations
for containers

Edible containers




PORTLAND
NURSERY D


Edible containers


Even if you do not have a yard you can still grow fruit and other edibles in containers. The following designs provide some ideas with a theme. You can mix and match as desired, and can be planted in the ground. Most of the designs require full sun unless specified. Care and planting instructions are provided on the back of this pamphlet. Fruits and vegetables are often subject to seasonal availability.


Jam Jar



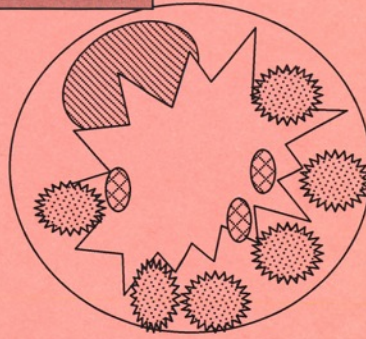
Use a 1/2-whiskey barrel or larger container.

 **Plum 'Blue Damison'**- Small, tart blue fruit, especially good for preserves. Use a semi-dwarf rootstock such as St. Julien or MAR 2426.


 **Strawberry 'Totem'**- One of the best varieties for canning. Use excess plants for a hanging basket or strawberry pot.


 **Currant 'Crandal'**- A black fruited variety with fragrant yellow flowers.


From the East




Use a 1/2-whiskey barrel, or larger container.

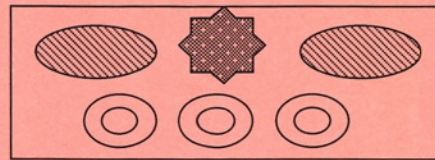
 **Asian pear 'Shinko' or 'Nijinseki'**- Both varieties are self-fertile.

 **Basil**- Starts available in April.


 **Snow peas or pole beans**- start these from seed and let them climb up the tree.


 **Bok choy, Tha soi**- Any kind of Asian green can be seeded in these spots.


Shade treats



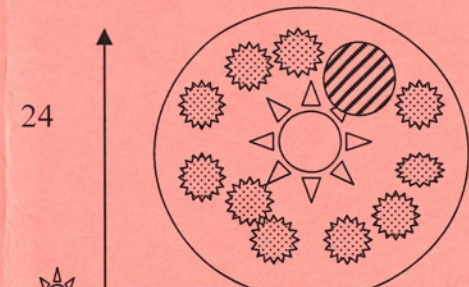
This combo needs at least 4-6 hrs. of sun. Use a planter at least 36" long and 24" deep.


 **Akebia**- Dark purple fragrant flowers bloom all summer. Edible blue fruits. A trellis is necessary.


 **Parsley**- Both the flat and curly leaf varieties can take part shade.


 **Blueberry**- Choose two different varieties with the same bloom time to improve fruit set.

Fruit Salad

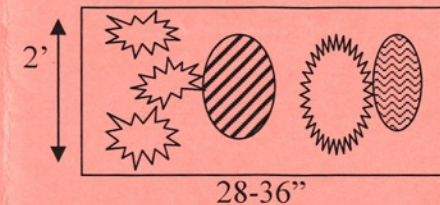



24" ↑
 **Apple 'Golden Sentinel'**- A narrow variety that is self-fertile. Yellow juicy fruit.


 **Strawberry**- All varieties will work. Seascape and Tri-Star are especially tasty.


 **Blueberry**- Brunswick or Northsky are dwarf varieties with a sweet wild flavor.


American Snacks



2' ↑
 **Corn**- With only a few plants, ear set will be minimal. Also, try non-edible ornamental corn for more color.

 **Cranberry 'Hamilton'**- A dwarf cranberry growing 2-3' tall and 12-16" wide.

 **Sunflower 'Mammoth'** - A classic sunflower reaching 6' tall.

 **Ground Cherry**- Sweet small fruits resembling tomatillos with a papery husk.